

TYPE 611

SUMMARY OF DATA

PURPOSE

Portable self-contained emergency transmitter for use in lifeboats. It enables one-way morse communication to be established with any ship or shore station, within a maximum range of 100 miles.

FREQUENCY

500 kc/s.

TYPE OF TRANSMISSION

C.W. or M.C.W.

MAJOR UNITS

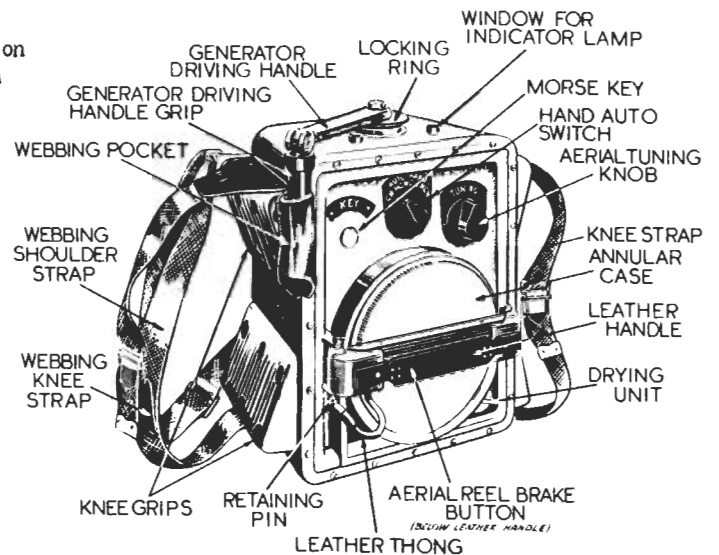
Type 611 is contained in two stowage boxes carried in the boat viz:-

(a) Patt. 57297 Box, Stowage containing:-

- (i) A.M. Ref. 10D/1422 Transmitter T1333B
- (ii) Metal Base Plate for the Aerial Mast

(b) Patt. 57298 Box, Stowage containing:-

- (i) A.M. Ref. 10B/1162 Aerial Mast complete with guy ropes
- (ii) A.M. Ref. 10B/1247 Loading Unit Type 6
- (iii) A.M. Ref. 51/161 Kite Assembly (2 in No.)
- (iv) Patt. 57386 Metal Winder (2 in No.)



TRANSMITTER TAKEN FROM BOX

PHYSICAL DATA

The complete transmitter, including 208 feet of aerial wire, earth line and sink weighs approx. 22 lb.

BRIEF TECHNICAL DESCRIPTION

The transmitter comprises a beam power tetrode used as an electron-coupled crystal controlled oscillator. For use on M.C.W. an A.F. pentode modulator valve is employed. The modulating tone is approximately 1000 c/s. The power output into the aerial is 5 watts (approx.).

CONTROL CIRCUITS

Signalling may be accomplished by automatic transmission in which sequences of three distress (S.O.S.) signals, followed by twelve long dashes, are repeated as long as the set is in operation, or alternatively by hand, where any necessary morse message may be tapped out, using the key included on the set.

POWER REQUIREMENTS AND CONSUMPTION

Both the High Tension and Low Tension supplies are derived from a hand generator.

AERIAL SYSTEM

Two different types of aerial are provided:-

- (a) Kite supported aerial
- (b) Telescopic Aerial Mast

HANDBOOK

B.R.1455

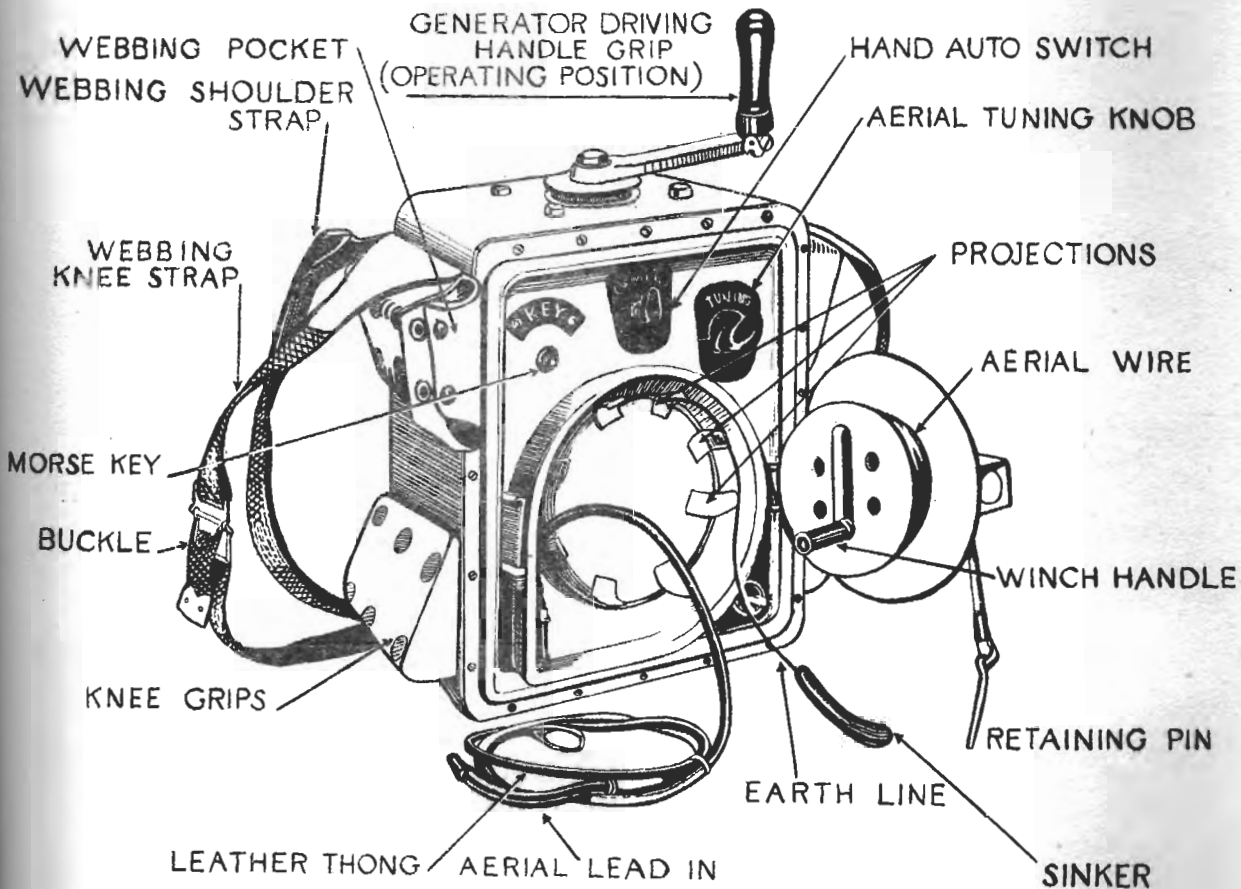
ESTABLISHMENT LIST

E.797

INSTALLATION SPECIFICATION

-

TYPE 611 TRANSMITTER (SHOWING INTERIOR OF ANNULAR CASE)



TYPE 611
TRANSMITTER



VIEW SHOWING CORRECT METHOD OF OPERATION

TRANSMITTER

REAR VIEW OF FRONT PANEL

NEON TUNING INDICATOR L.P.I.

AUTO/HAND SWITCH S.1

HAND KEY K.1

MODULATOR VALVE V.2

VARIABLE CONDENSER C.6

MOD TRANSFORMER T.1

CRYSTAL X1

PLUGS FOR SOCKETS ON GENERATORS

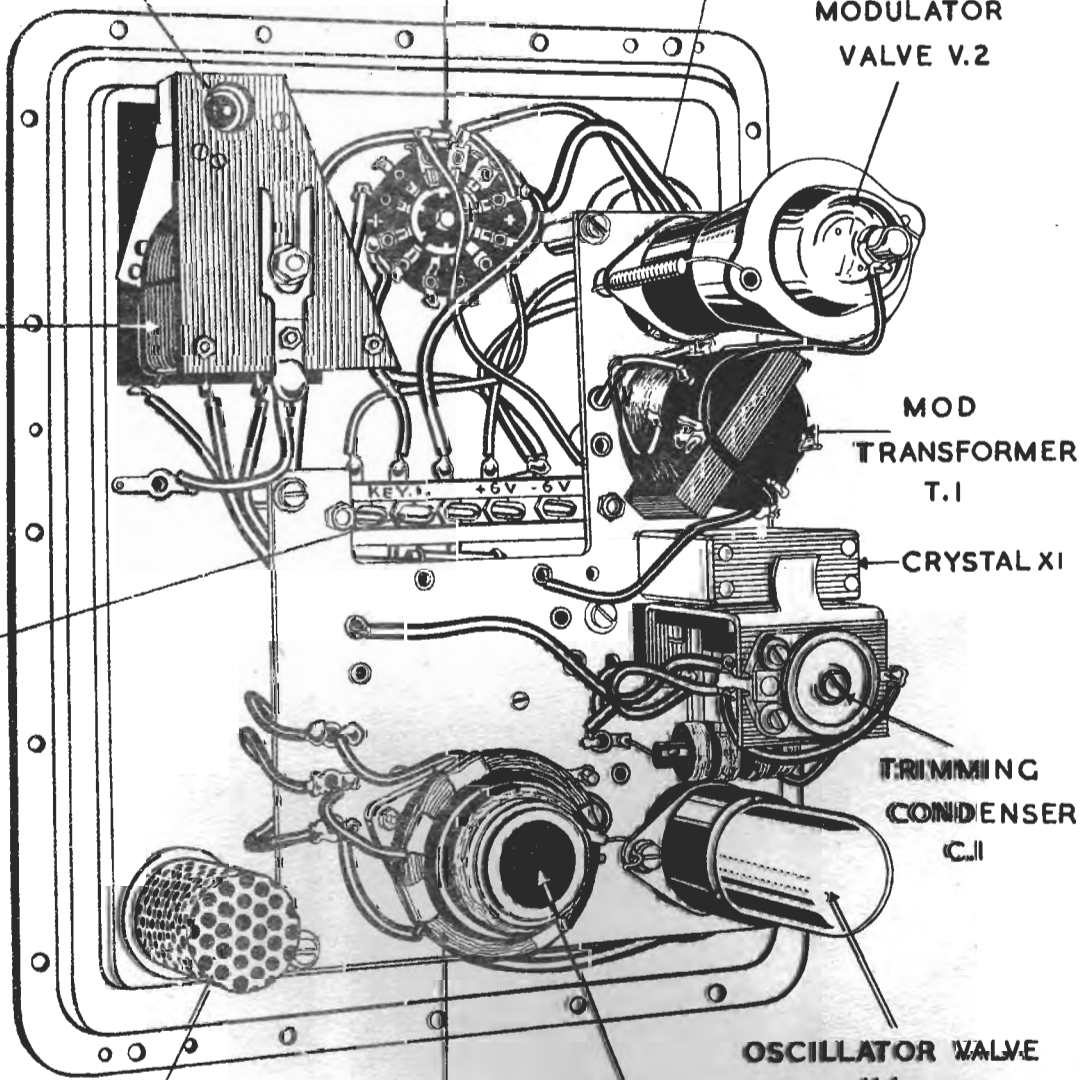
TRIMMING CONDENSER C.11

OSCILLATOR VALVE V.1

SILCA GEL AIR DRIER

AERIAL TUNING COIL L.1

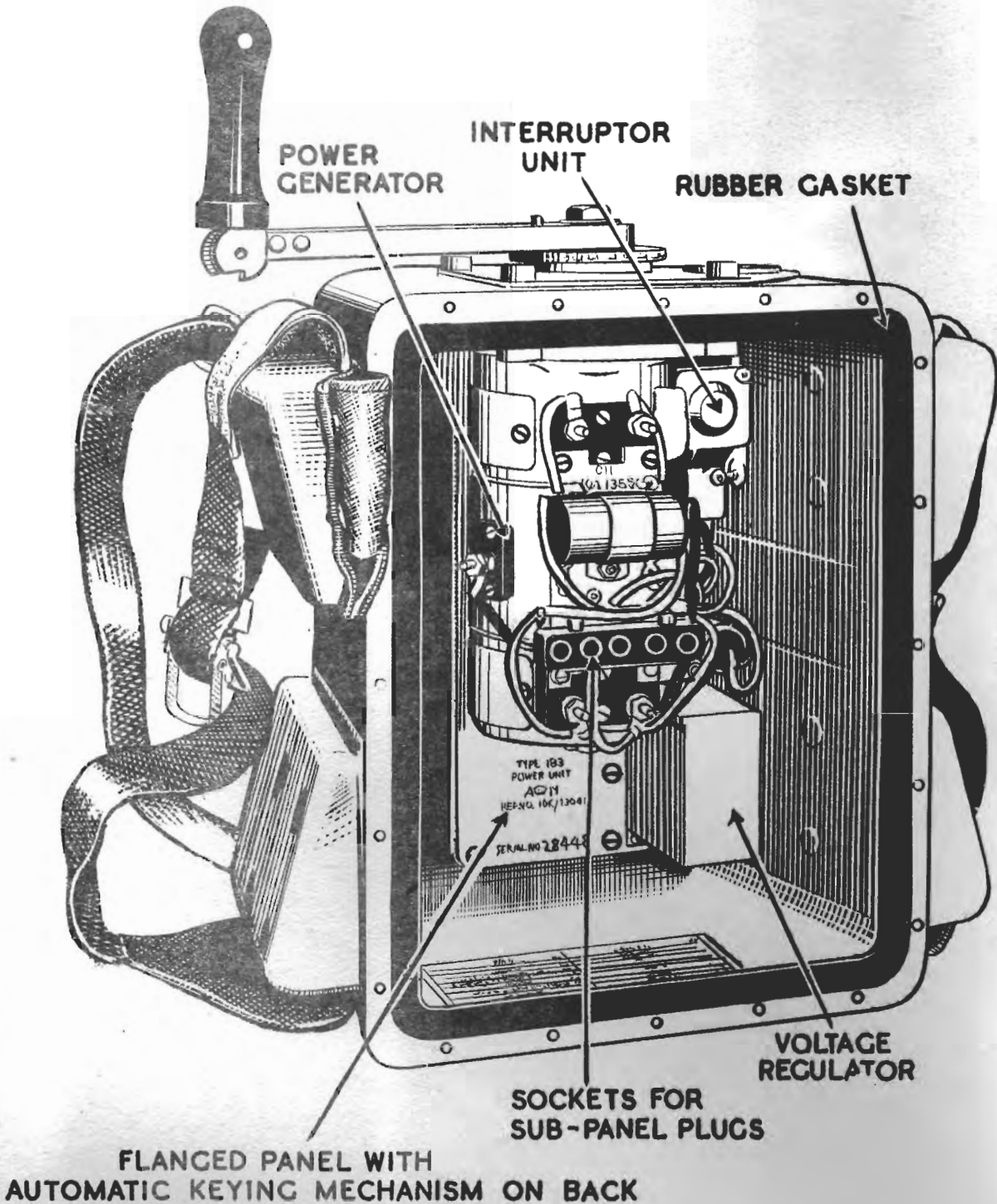
ANODE COIL L.2



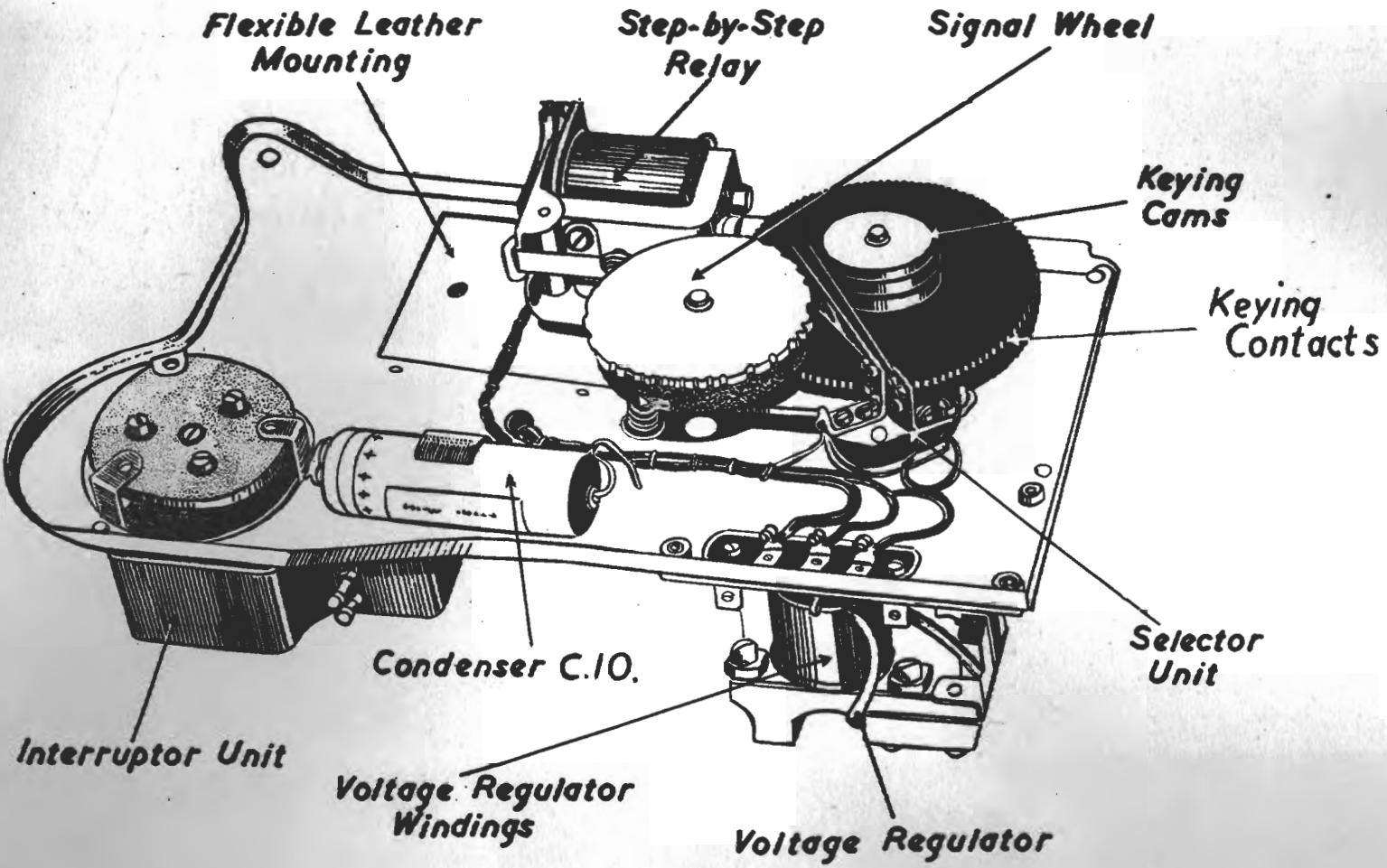
TYPE 611 TRANSMITTER

6

VIEW SHOWING INTERIOR OF CASE



**TYPE 611
TRANSMITTER.
Automatic Mechanism &
Voltage Regulator.**



TYPE 611 AMERICAN TYPE KITE

ASSEMBLED VIEW

